

PROJECT NAME:	TYPE:
DATE:	
PREPARED BY:	
PART NO.:	



SORAA LED PAR30L LONG NECK 18.5W



OUTPUT RANGE: VIVID SERIES	930-1050 lumen; CRI-95, R9>90
OUTPUT RANGE: BRILLIANT SERIES	1190-1280 lumen; CRI-80
BEAM ANGLE RANGE	9°, 25°, 36°, 60°
COLOR TEMPERATURE RANGE	2700K, 3000K, 4000K, 5000K
APPLICATION	Halogen replacement for indoor & outdoor applications

- 120V
- E26
- DIM
- IR
- UV
- Hg

POINT SOURCE OPTICS

Exceptional beam control enables unique 9° narrow spot and smooth uniform beams

Single light source, single crisp shadow

VP₃ VIVID COLOR AND VP₃ NATURAL WHITE

VIVID series provides accurate color rendering across the visible spectrum from 400nm to 700nm, CRI-95, R9>90

Accurate white rendering based on >70% excitation of Optical Brightening Agents with emission between 400nm & 440 nm

ENERGY EFFICIENCY AND LONG LIFE

85% more energy efficient than standard halogen lamps
Typical payback of one year or less

Rated lifetime of 35,000 hours. Three year warranty

CERTIFICATIONS

UL/CUL Class 2 and non-Class 2, FCC Title 47 Part 15B, RoHS, CE

GENERAL SPECIFICATIONS

Form Factor

Width: 96mm (3.78")

Height: 113mm (4.45")

Weight: 295g

Operating Temperature

Minimum: -40°C (ambient)

Typical: 70°C - 80°C (base)

Maximum: 90°C (base)

Electrical

Wattage: 18.5W

Power factor: 0.95

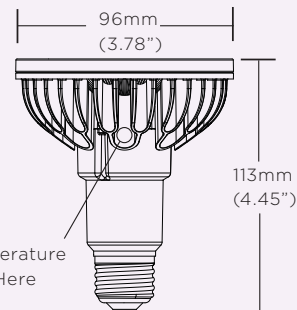
Voltage: 120V +/- 12V

Dimmable to <10%

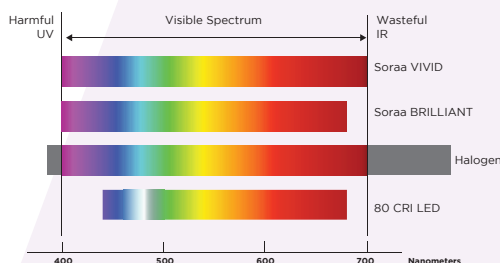
Flicker Index < 0.1

Percent Flicker: 31%

DIMENSIONS



COLOR RENDERING



Soraa Inc. 6500 Kaiser Drive, Suite 110, Fremont, CA 94555
855 GO-SORAA / 855 467-6722 www.soraa.com

SORAA LED PAR30L LONG NECK 18.5W

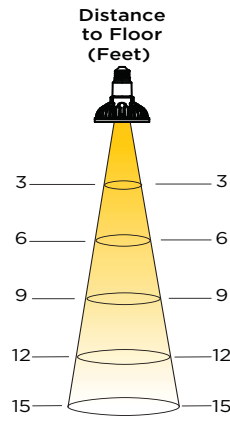
BEAM DIAGRAM

Narrow Spot 9°

Beam Dia at 50% CBCP (ft)	Field Dia at 10% CBCP (ft)	Foot-candles (% of CBCP)
0.5	0.8	8.6%
0.9	1.7	2.5%
1.4	2.5	1.2%
1.9	3.4	0.7%
2.4	4.2	0.4%

Narrow Flood 25°

Beam Dia at 50% CBCP (ft)	Field Dia at 10% CBCP (ft)	Foot-candles (% of CBCP)
1.3	2.2	8.6%
2.7	4.4	2.5%
4.0	6.6	1.2%
5.3	8.7	0.7%
6.7	10.9	0.4%



Flood 36°

Beam Dia at 50% CBCP (ft)	Field Dia at 10% CBCP (ft)	Foot-candles (% of CBCP)
1.9	3.5	8.6%
3.9	6.9	2.5%
5.8	10.4	1.2%
7.8	13.9	0.7%
9.7	17.3	0.4%

Wide Flood 60°

Beam Dia at 50% CBCP (ft)	Field Dia at 10% CBCP (ft)	Foot-candles (% of CBCP)
3.5	6.0	8.6%
6.9	12.0	2.5%
10.4	18.0	1.2%
13.9	24.0	0.7%
17.3	30.0	0.4%

SPECIFICATIONS BY MODEL NUMBER*

Model Number	Product Code	CCT (K)	Beam Angle (°)	Field Angle (°)	CBCP (cd)	Halogen Equivalent** (Watts)	Total Flux (Lm)	Efficacy (Lm/W)	CRI/R9	White Point (McA)
SORAA VIVID SERIES										
SP30L-18-09D-927-03 ^{SNAP}	00763	2700	9	16	17200	100	930	50	95 / 95	3
SP30L-18-25D-927-03	00765	2700	25	40	5020	100	930	50	95 / 95	3
SP30L-18-36D-927-03	00767	2700	36	60	2320	100	930	50	95 / 95	3
SP30L-18-60D-927-03	00769	2700	60	90	1020	100	930	50	95 / 95	3
SP30L-18-09D-930-03 ^{SNAP}	00779	3000	9	16	18500	100	1000	54	95 / 95	3
SP30L-18-25D-930-03	00781	3000	25	40	5400	100	1000	54	95 / 95	3
SP30L-18-36D-930-03	00783	3000	36	60	2500	100	1000	54	95 / 95	3
SP30L-18-60D-930-03	00785	3000	60	90	1100	100	1000	54	95 / 95	3
SP30L-18-09D-940-03 ^{SNAP}	00795	4000	9	16	19240	100	1040	56	95 / 95	4
SP30L-18-25D-940-03	00797	4000	25	40	5600	100	1040	56	95 / 95	4
SP30L-18-36D-940-03	00799	4000	36	60	2600	100	1040	56	95 / 95	4
SP30L-18-60D-940-03	00801	4000	60	90	1140	100	1040	56	95 / 95	4
SP30L-18-09D-950-03 ^{SNAP}	00803	5000	9	16	19420	100	1050	57	95 / 90	5
SP30L-18-25D-950-03	00805	5000	25	40	5660	100	1050	57	95 / 90	5
SP30L-18-36D-950-03	00807	5000	36	60	2620	100	1050	57	95 / 90	5
SP30L-18-60D-950-03	00809	5000	60	90	1140	100	1050	57	95 / 90	5
SORAA BRILLIANT SERIES										
SP30L-18-09D-827-03 ^{SNAP}	00771	2700	9	16	22000	120	1190	64	80 / >0	3
SP30L-18-25D-827-03	00773	2700	25	40	6420	120	1190	64	80 / >0	3
SP30L-18-36D-827-03	00775	2700	36	60	2960	120	1190	64	80 / >0	3
SP30L-18-60D-827-03	00777	2700	60	90	1300	120	1190	64	80 / >0	3
SP30L-18-09D-830-03 ^{SNAP}	00787	3000	9	16	23680	120	1280	69	80 / >0	3
SP30L-18-25D-830-03	00789	3000	25	40	6900	120	1280	69	80 / >0	3
SP30L-18-36D-830-03	00791	3000	36	60	3200	120	1280	69	80 / >0	3
SP30L-18-60D-830-03	00793	3000	60	90	1400	120	1280	69	80 / >0	3

*Specifications are at stable warm operating conditions (25°C ambient) **Energy Star Minimum ^{SNAP}SORAA SNAP System Compatible
 CCT = Correlated Color Temperature CRI = Color Rendering Index (Ra-8) White Point = White Point Accuracy in McA step

SAFETY NOTE ON HEAT

Although Soraa's lamps operate at cooler temperatures than halogen lamps, it is recommended that gloves be worn when handling bare lamps that have been energized.

Information and specifications subject to change. SP30L 18W Rev 1 5.01.15

Soraa Inc. 6500 Kaiser Drive, Suite 110, Fremont, CA 94555
 855 GO-SORAA / 855 467-6722 www.soraa.com